

Enterprise Transition Technology™



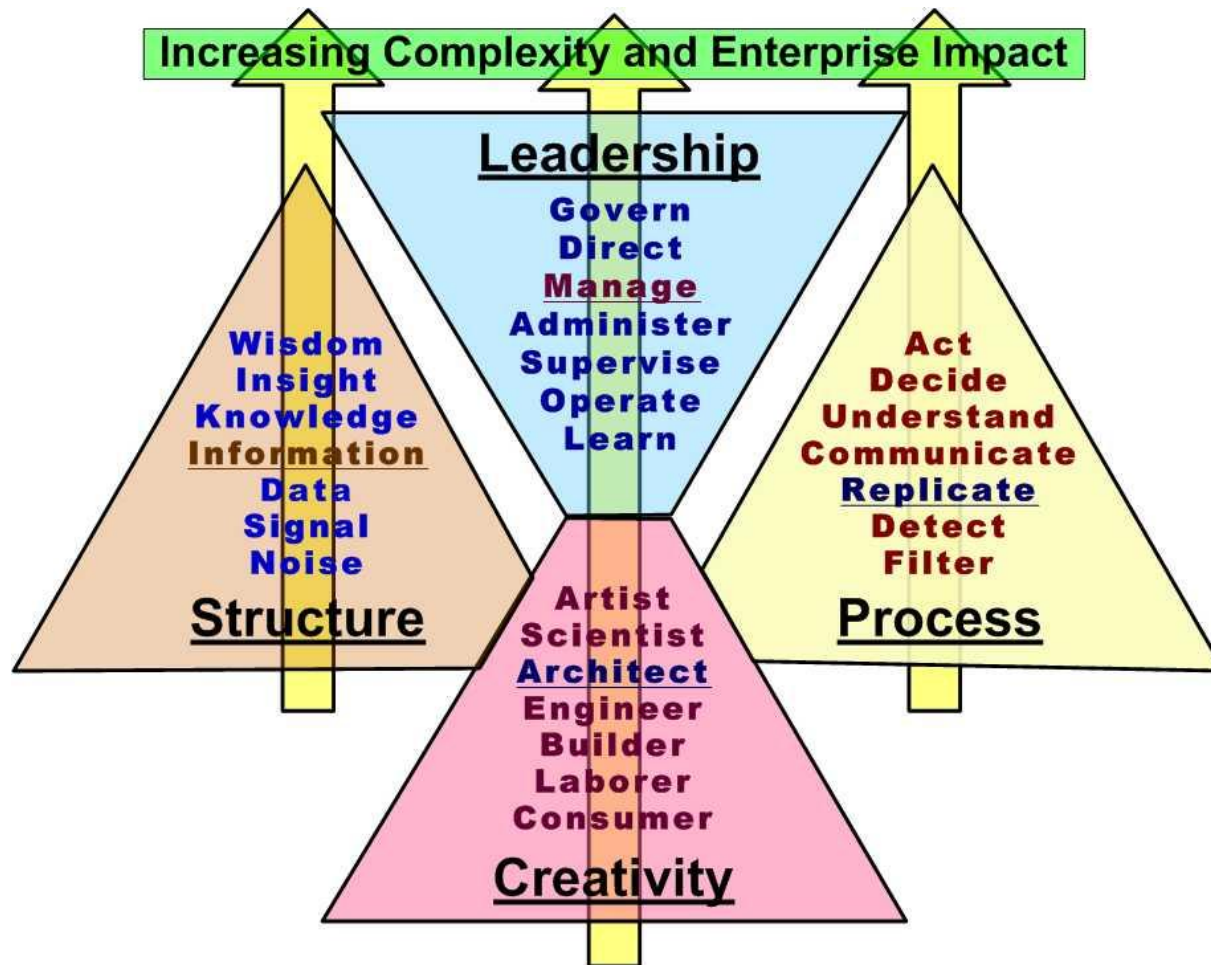
M. L. Grogan [Linked in](#)
Grogan Enterprise Services
Copyright 2005
All Rights Reserved



Hypothesis

- Enterprises continuously change
- Desired states can be established
- Current states can be known
- Future states can be estimated
- Management can govern transition trajectories to achieve desired states using GES's *Wisdom Activation™ Framework*

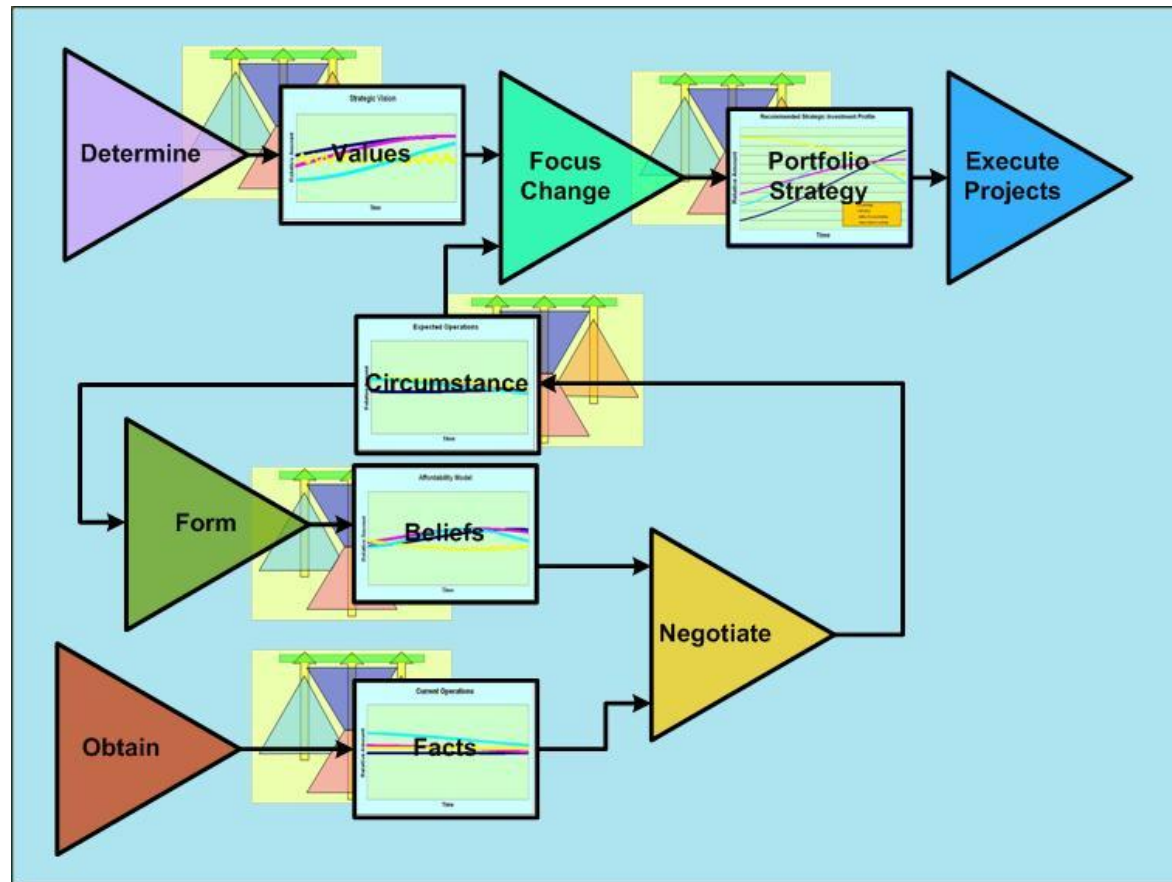
Impersonal State Model



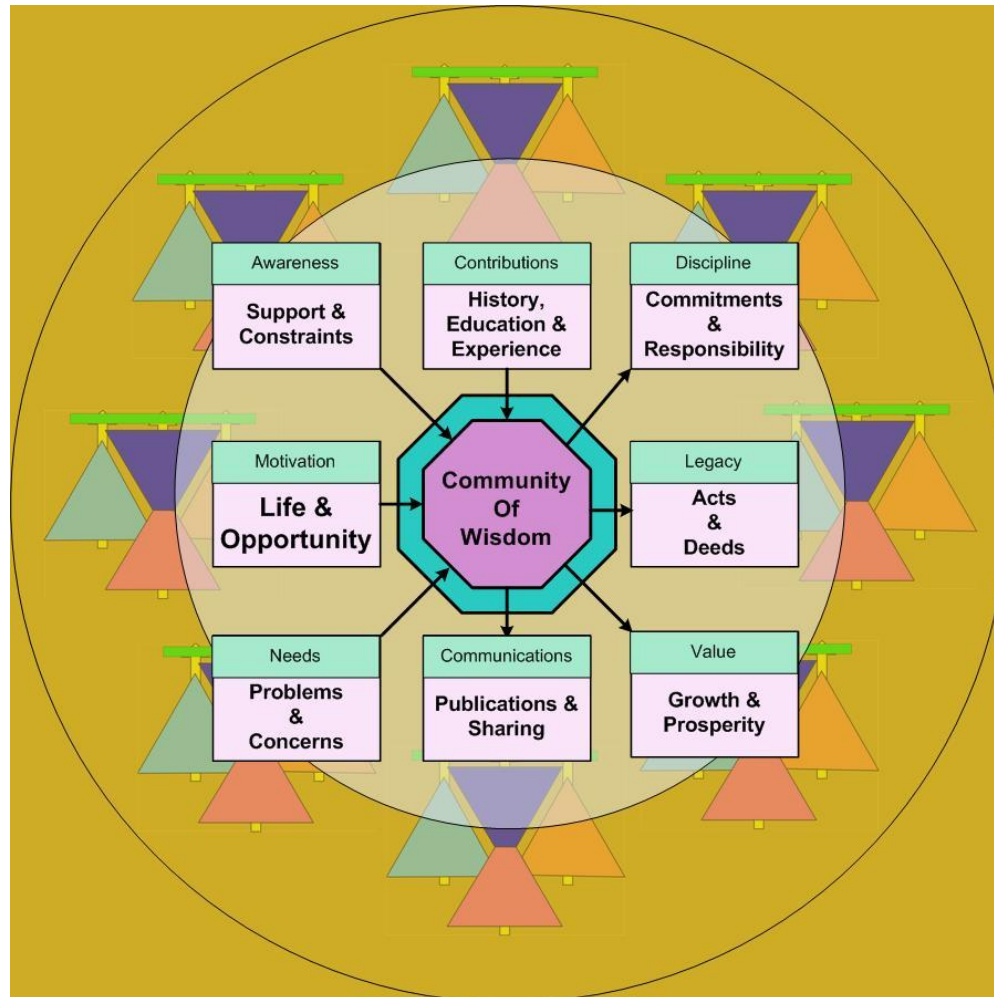
Interpersonal State Model



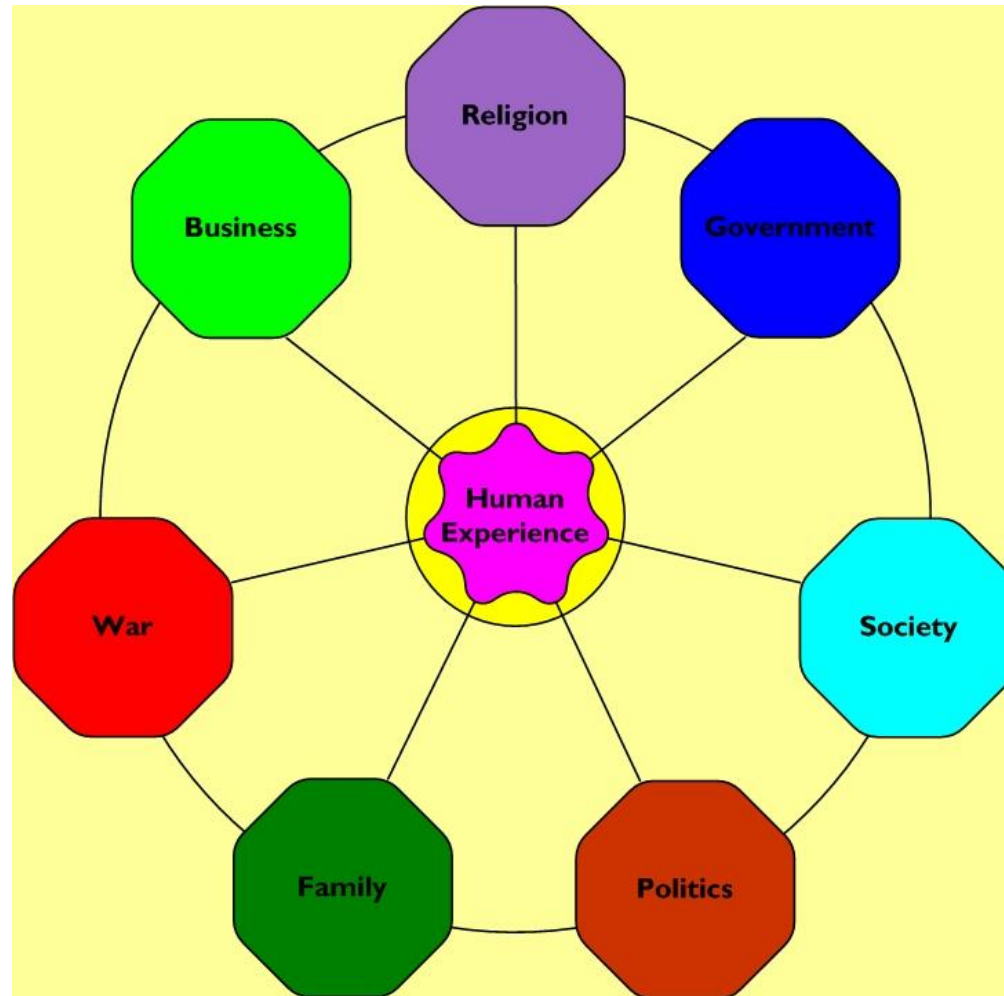
Transition Kernel



Communications Kernel

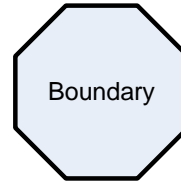


Sequence Kernel



Object Classes

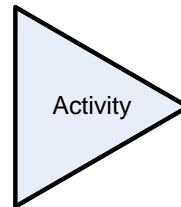
- Boundaries




- Events



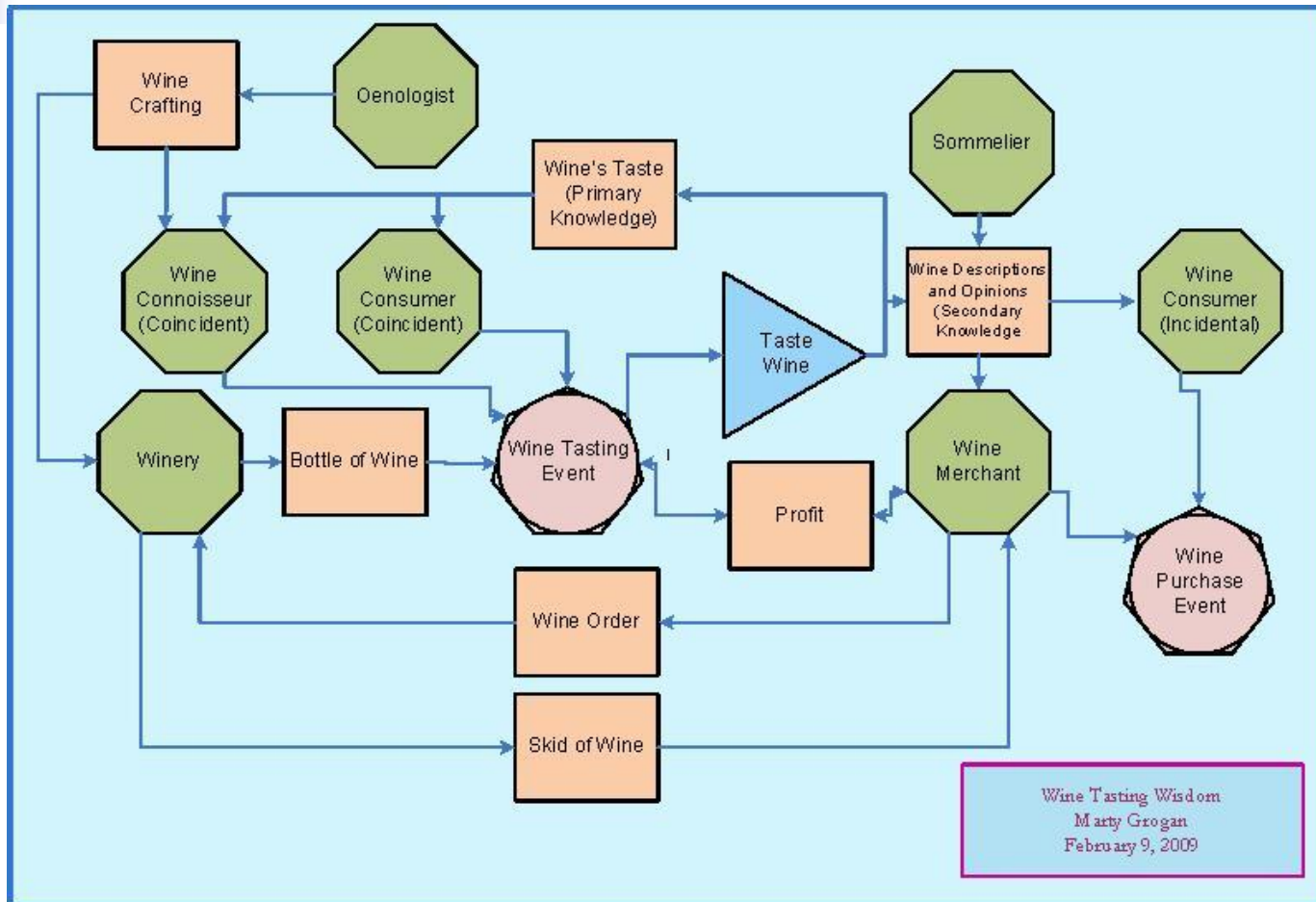
- Activities



- Messages



Transition Map Example





Impersonal Coordinates

- (f)-Financial
- (i)-Inventory
- (r)-Resources
- (k)-Knowledge



Interpersonal Coordinates

- (p)-Physical
- (i)-Intellectual
- (e)-Emotional
- (s)-Spiritual/Social

WisdomActivation Calculus™

Fulcrums & Ratios

$$\Delta F = (\partial F/\partial I) \Delta I + (\partial F/\partial R) \Delta R + (\partial F/\partial K) \Delta K + (\partial F/\partial P) \Delta P + (\partial F/\partial L) \Delta L + (\partial F/\partial E) \Delta E + (\partial F/\partial S) \Delta S$$

$$\Delta I = (\partial I/\partial F) \Delta F + (\partial I/\partial R) \Delta R + (\partial I/\partial K) \Delta K + (\partial I/\partial P) \Delta P + (\partial I/\partial L) \Delta L + (\partial I/\partial E) \Delta E + (\partial I/\partial S) \Delta S$$

$$\Delta R = (\partial R/\partial F) \Delta F + (\partial R/\partial I) \Delta I + (\partial R/\partial K) \Delta K + (\partial R/\partial P) \Delta P + (\partial R/\partial L) \Delta L + (\partial R/\partial E) \Delta E + (\partial R/\partial S) \Delta S$$

$$\Delta K = (\partial K/\partial F) \Delta F + (\partial K/\partial I) \Delta I + (\partial K/\partial R) \Delta R + (\partial K/\partial P) \Delta P + (\partial K/\partial L) \Delta L + (\partial K/\partial E) \Delta E + (\partial K/\partial S) \Delta S$$

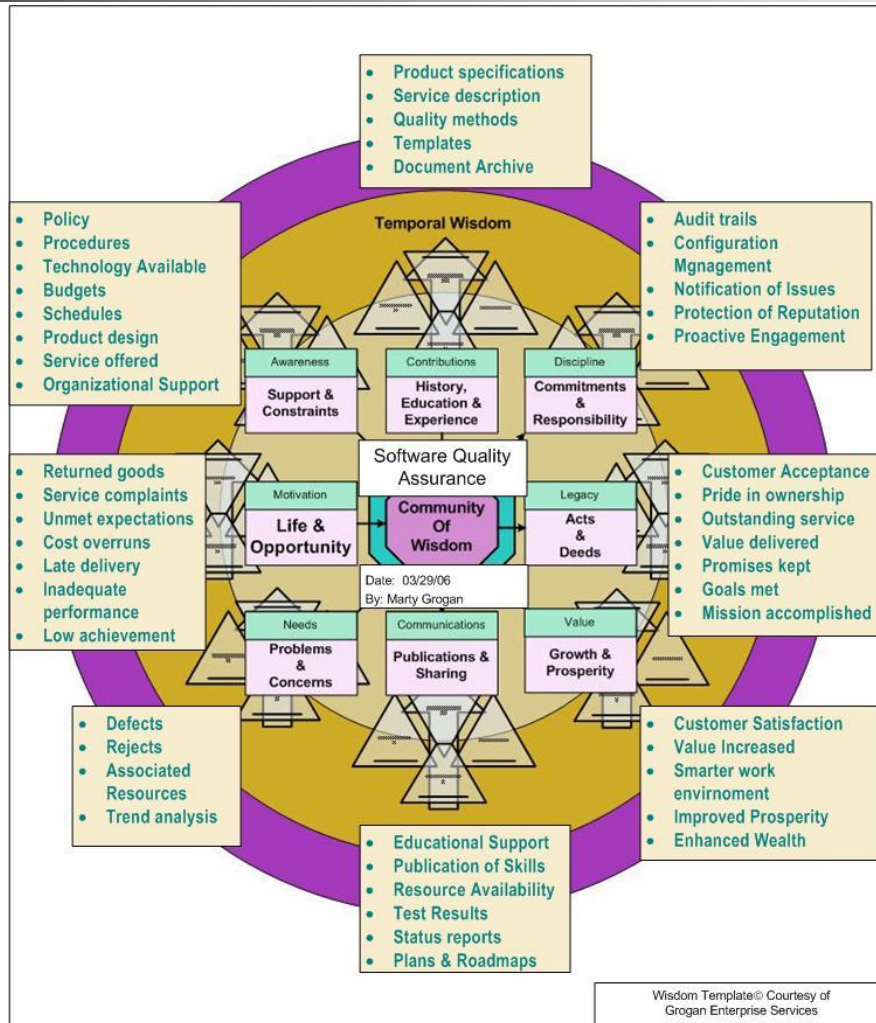
$$\Delta P = (\partial P/\partial F) \Delta F + (\partial P/\partial I) \Delta I + (\partial P/\partial R) \Delta R + (\partial P/\partial K) \Delta K + (\partial P/\partial L) \Delta L + (\partial P/\partial E) \Delta E + (\partial P/\partial S) \Delta S$$

$$\Delta L = (\partial L/\partial F) \Delta F + (\partial L/\partial I) \Delta I + (\partial L/\partial R) \Delta R + (\partial L/\partial K) \Delta K + (\partial L/\partial P) \Delta P + (\partial L/\partial E) \Delta E + (\partial L/\partial S) \Delta S$$

$$\Delta E = (\partial E/\partial F) \Delta F + (\partial E/\partial I) \Delta I + (\partial E/\partial R) \Delta R + (\partial E/\partial K) \Delta K + (\partial E/\partial P) \Delta P + (\partial E/\partial L) \Delta L + (\partial E/\partial S) \Delta S$$

$$\Delta S = (\partial S/\partial S) \Delta S + (\partial S/\partial I) \Delta I + (\partial S/\partial R) \Delta R + (\partial S/\partial K) \Delta K + (\partial S/\partial P) \Delta P + (\partial S/\partial L) \Delta L + (\partial S/\partial E) \Delta E$$

SQA Wisdom View (Example)





Contact Information



GROGAN ENTERPRISE SERVICES
Delivering Technology Solutions for Three Decades...
www.GroganEnterpriseServices.com

Martin L. Grogan, MSEE
CISSP *Owner* 

Marty@RedondoWA.com

253.838-3917 (O) 411 350th Pl. SW
206.790.5206 (C) Federal Way, WA 98023

Click card to contact.